



socrative

Welcome to Socrative! We are happy to have you in the community. Like you, we think it's important to visualize student understanding. That's why we've developed an easy-to-use tool for building assessments and seeing results in real-time. It's everything you need to improve instruction and help student learning.

Although it's a very intuitive tool, everything in life should come with a manual, so let's get started with ours:

Register & Login

pages 2-8

Create Quizzes

pages 9-15

Run Quizzes & Reports

pages 16-29

Register & Login

Register

Go to b.socrative.com and click "Sign Up."

Enter an Email and Password. After that, you'll receive a unique Room Code, which your students will use to access your activities.

Like this

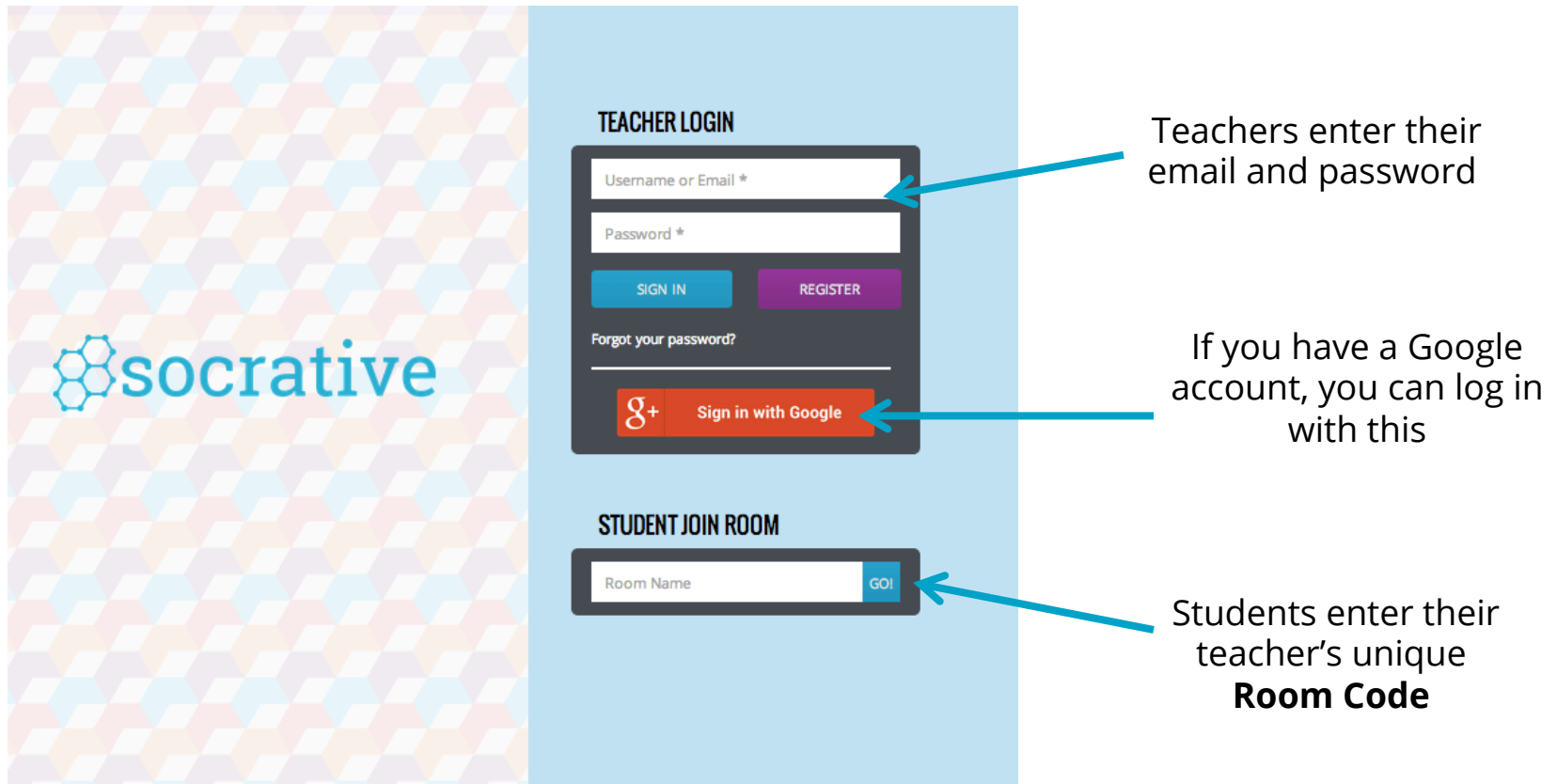


ROOM: ebba6cfa

The screenshot shows a registration form titled "REGISTER" in white text on a blue background. Below the title, there are four input fields: "Email", "Email Again", "Password", and "Password Again", each with a grey placeholder. At the bottom of the form is a grey button labeled "GET STARTED".

Log In

Visit b.socrative.com



The image shows a screenshot of the Socrative login interface. On the left is a decorative background with a repeating pattern of colorful hexagons and the Socrative logo. On the right is a light blue panel containing the login forms. Three blue arrows point from text annotations to specific elements in the forms.

TEACHER LOGIN

Username or Email *

Password *

SIGN IN REGISTER

Forgot your password?

g+ Sign in with Google

STUDENT JOIN ROOM

Room Name GO!

Teachers enter their email and password

If you have a Google account, you can log in with this

Students enter their teacher's unique **Room Code**

Your Dashboard

Start a Quiz
 Already have a quiz?
 Great! Start it here.

Space Race
 Nothing better than
 intergalactic quiz
 travel.

Quick Question
 Low hassle, low prep
 questioning with
 dynamic results. We
 love it!

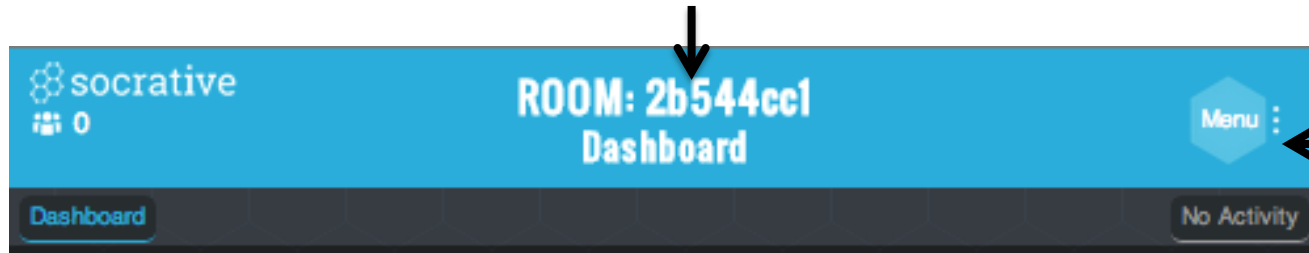
Exit Ticket
 Take a pulse check
 before your students
 leave for the day.



Manage Quizzes
 Do it all – create, edit, import, duplicate or delete
 quizzes, and view past Reports.

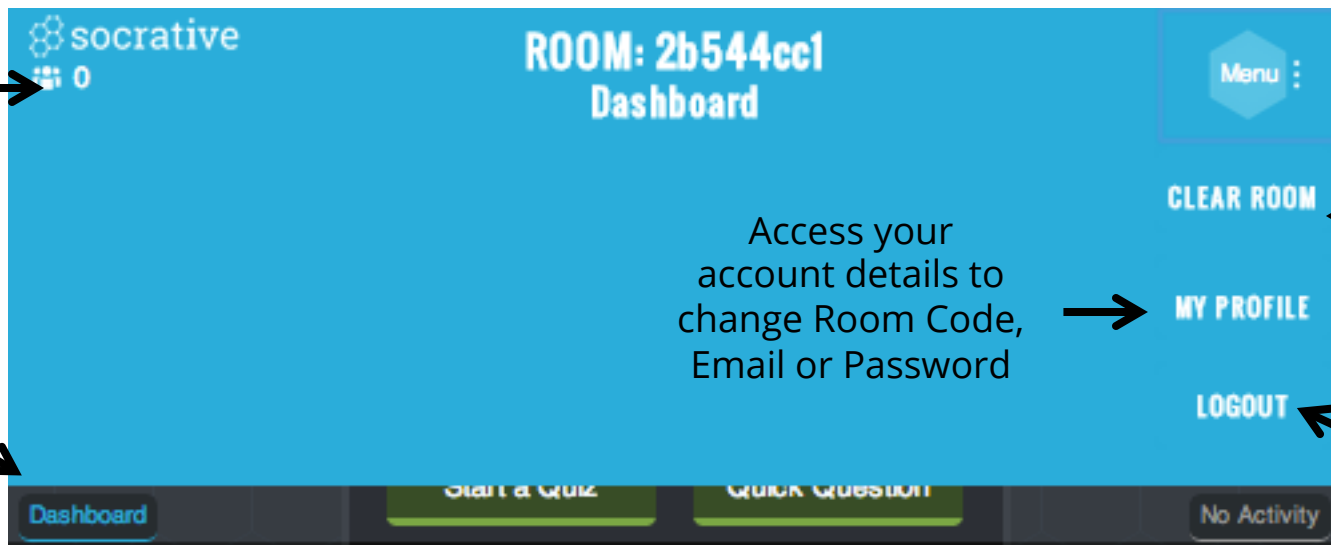
More Dashboard

Your unique Room Code



See expanded menu (below)

Number of students in your room



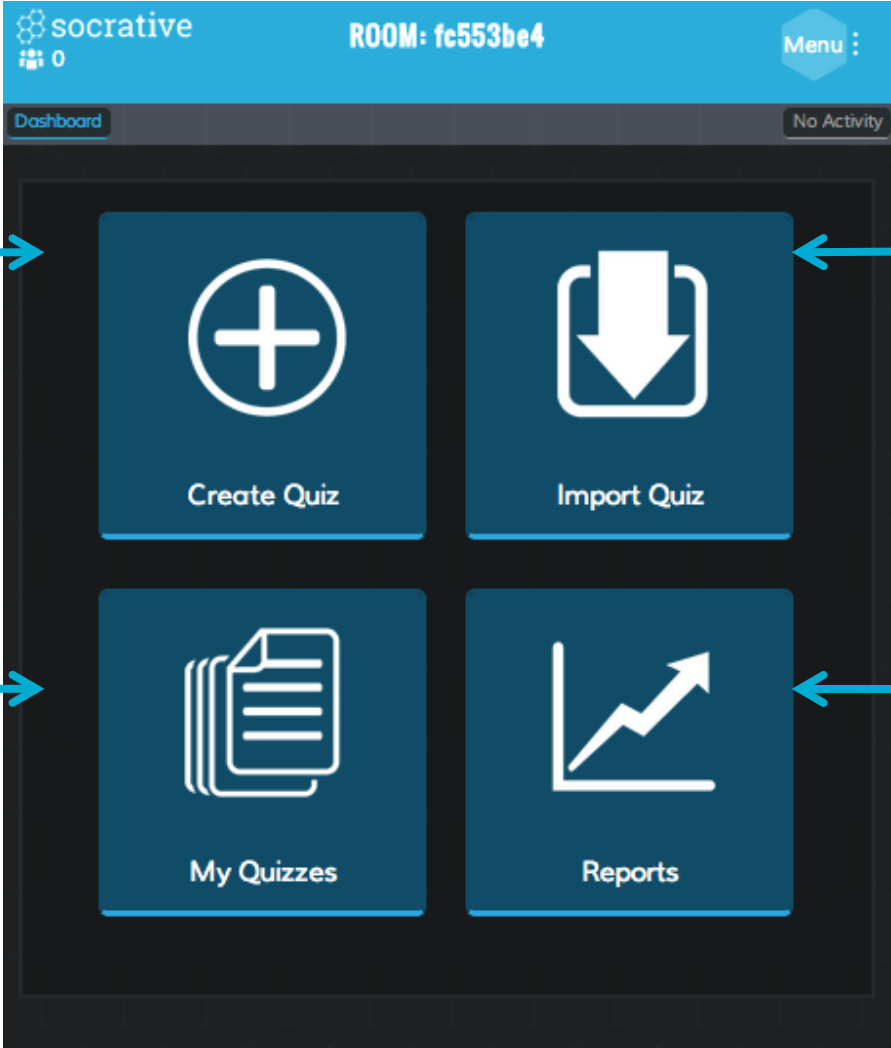
Clear students from your room

Access your account details to change Room Code, Email or Password

You get this one

Return to Teacher Dashboard from any screen

Manage Quizzes Dashboard



The screenshot shows the Socrative Manage Quizzes Dashboard. At the top, it displays the Socrative logo, a user icon with the number 0, the room ID 'ROOM: fc553be4', and a 'Menu' button. Below this is a 'Dashboard' header with 'No Activity' on the right. The main content area contains four large blue buttons arranged in a 2x2 grid:

- Create Quiz**: A button with a white plus sign icon. A callout points to it with the text: **Create Quiz**
Design your own assessments!
- Import Quiz**: A button with a white icon of a document and a downward arrow. A callout points to it with the text: **Import Quiz**
Import other teachers' quizzes using a SOC#
- My Quizzes**: A button with a white icon of a stack of papers. A callout points to it with the text: **My Quizzes**
See all the quizzes you created or imported
- Reports**: A button with a white icon of a line graph with an upward arrow. A callout points to it with the text: **Reports**
See all the reports from your prior assessments

What the Students See

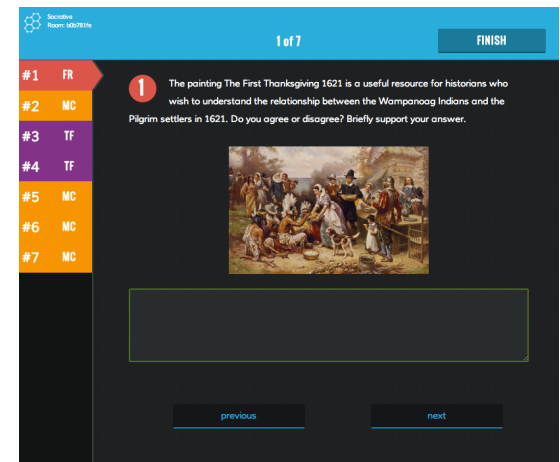
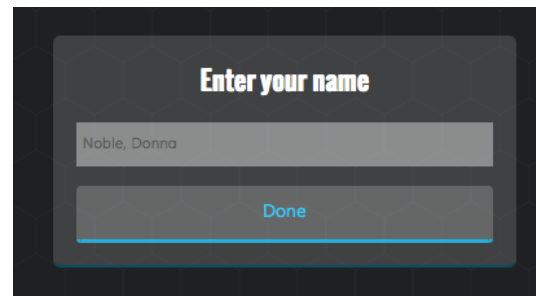
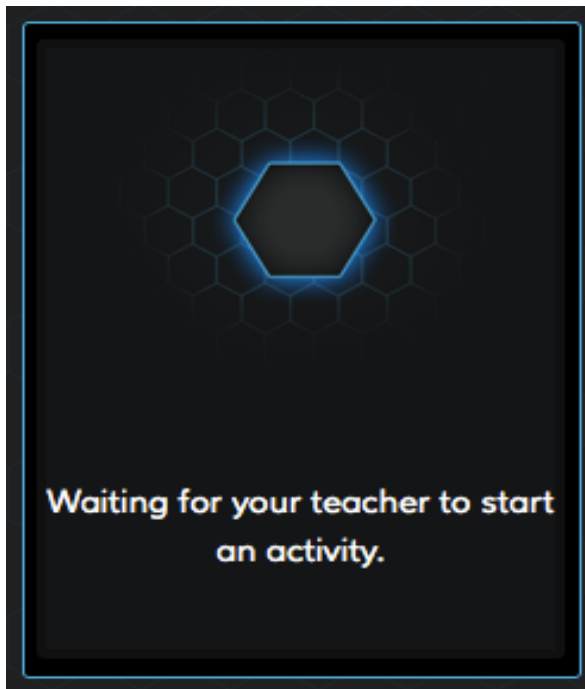
1. Students will see this screen before you start an activity or between activities.



2. Students will be prompted for their name if it is a quiz based activity or a quick short answer.




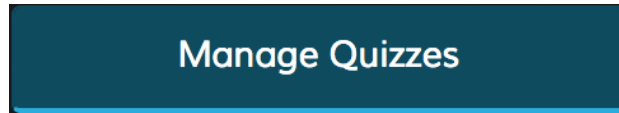
3. Students will then enter the activity. (example pictured is a student-paced quiz question)



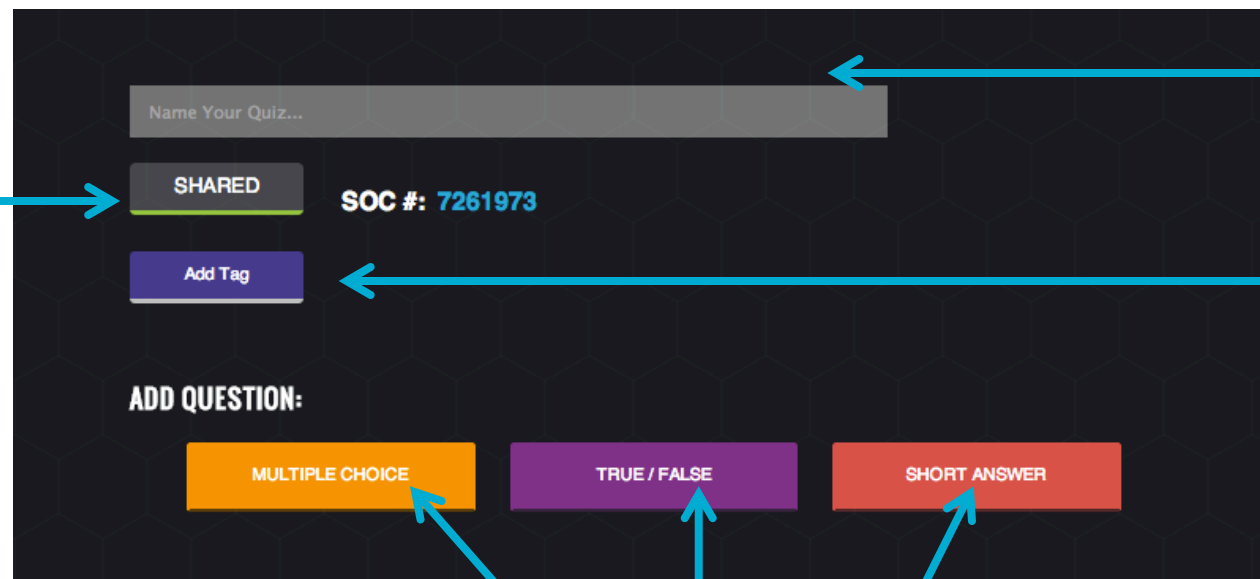
Create Quizzes

Creating a Quiz

Select



This is your Create Quiz interface



Enter a name for your new quiz

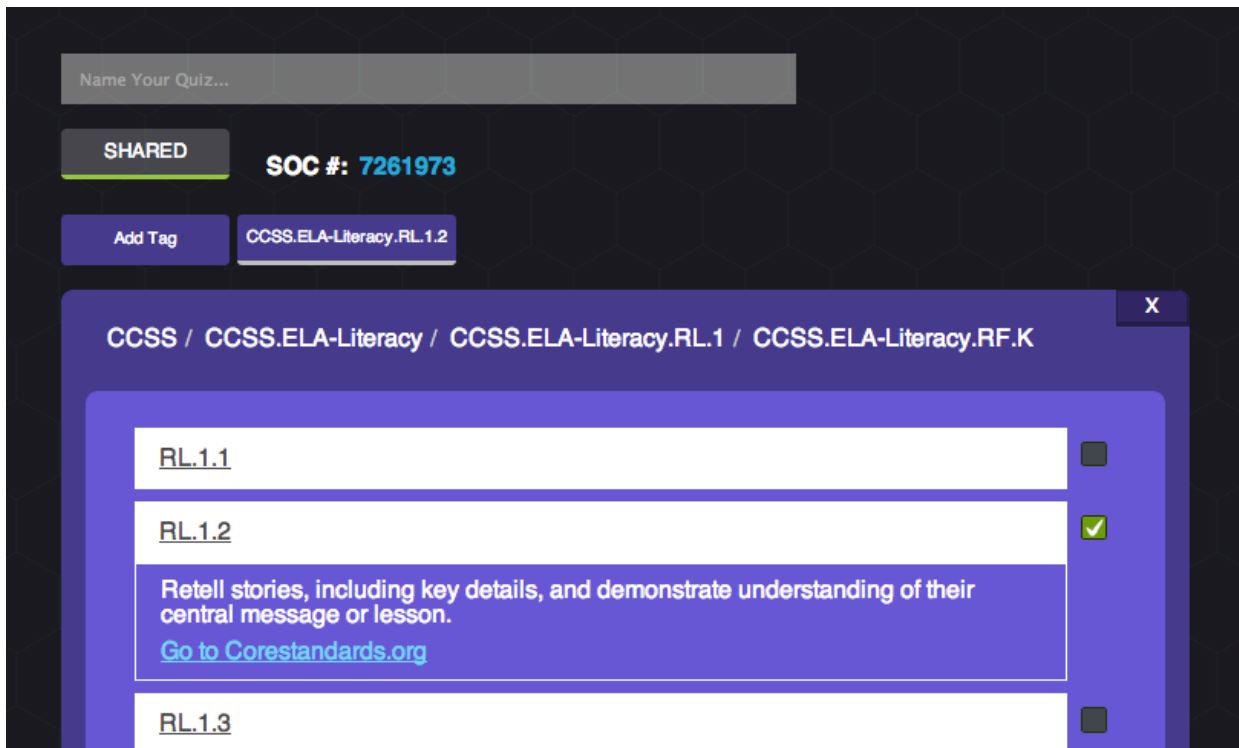
When clicked, your quiz is assigned a unique SOC number. You can give this to other teachers so that they have the quiz too. Gotta love collaboration!

Add a tag for the quiz (e.g. Common Core)

Add a question to your quiz. You will be able to delete and reorder

Tagging

Adding a tag is easy. Simply select “Add Tag” and navigate to the desired tag. Select individual tags to see descriptions or to navigate to the source of the tag. Add as many as you’d like.



The screenshot shows the Socrative tagging interface. At the top, there is a text input field labeled "Name Your Quiz...". Below it, a "SHARED" button is visible, followed by the text "SOC #: 7261973". A blue "Add Tag" button is positioned to the left of a tag selection box containing "CCSS.ELA-Literacy.RL.1.2". Below this, a modal window is open, displaying a breadcrumb trail: "CCSS / CCSS.ELA-Literacy / CCSS.ELA-Literacy.RL.1 / CCSS.ELA-Literacy.RF.K". The modal contains a list of tags with checkboxes:

- RL.1.1
- RL.1.2
- Retell stories, including key details, and demonstrate understanding of their central message or lesson.
Go to Corestandards.org
- RL.1.3

Create Quiz - Multiple Choice

MC
Multiple Choice

1. Multiple Choice Question x

B *I* U x_2 x^2 Save

Answer Choice	Correct?
	<input type="checkbox"/>
	<input type="checkbox"/>

+ Add
- Delete

Explanation:

+ Add Image

ADD QUESTION:

MULTIPLE CHOICE

TRUE / FALSE

SHORT ANSWER

Enter answer choices

Add or Delete answer choices

(Optional: Add an image to the question)

Enter question with rich formatting

Mark answer choice(s) as correct

(Optional: Add an Explanation)

Add another question

Create Quiz - True/False



Enter a question

Select the correct answer

(Optional: Add an image to the question)

(Optional: Add an Explanation of the question for students to see once they've answered the question)

Delete a question

2. True/False Question x

B I U x₂ x² Save

|

Correct Answer:

True
False

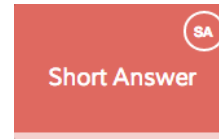
Explanation:

+ Add Image

↑
↓

Move a question up or down to reorder the quiz

Create Quiz - Short Answer



(Optional:
Add or Delete answer
choices. Students
must enter one of the
the exact terms you
enter (if you decide to
add correct answers).
This is not case
sensitive.)

3. Short Answer Question x

B I U x₂ x² Save

Correct Answers (Optional)

+ Add
- Delete

Explanation:

+ Add Image

↑
↓

← Enter a question.

→

←

↑

(Optional:
Add an image to the question.)

(Optional:
Add an Explanation of the question for
students to see once they've answered
the question.)

Import a Quiz

Import a Quiz from a colleague or a member of your Personal Learning Network. All you need is the Soc-XXXXXX code and it's yours. Simply enter it into the box below, select "Import Quiz" and it will be added to your My Quizzes folder and available to run as a Quiz. You can edit this as you please. Sharing is caring!

Import a Socrative quiz from another teacher

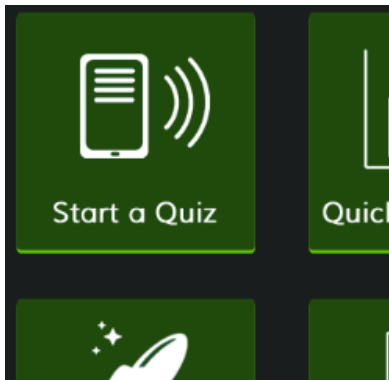
Enter the "SOC" number of another shared quiz to import it into your account.

(Example: SOC-XXXXXX)

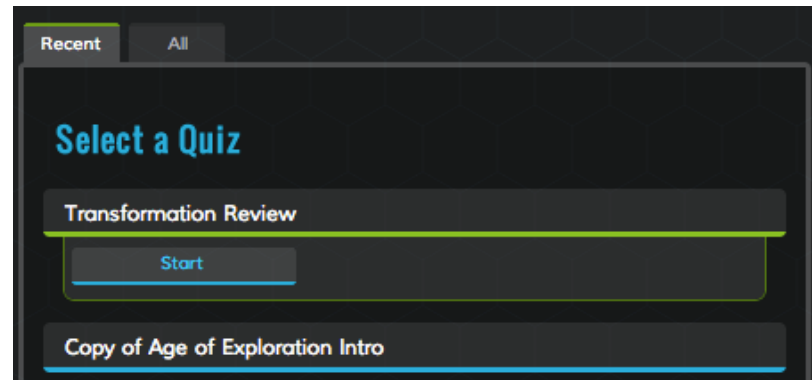
Import Quiz

Run Quizzes & Reports

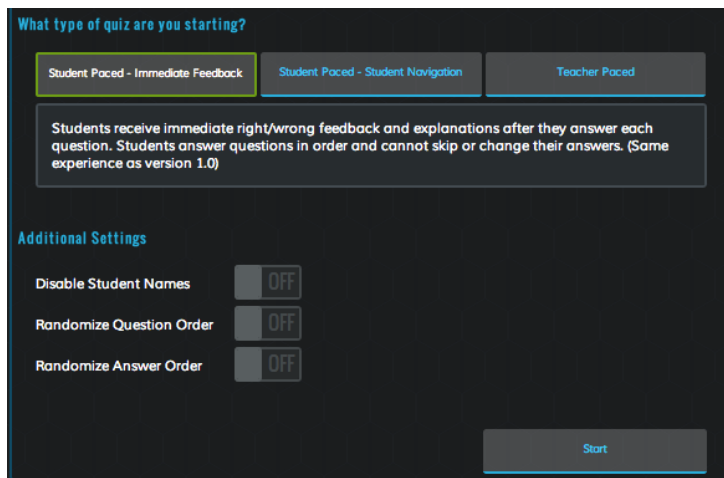
Start a Quiz



1. From your dashboard, select "Start a Quiz"



2. Choose a quiz, then select "Start"



3. Choose

- Student Paced – Immediate Feedback
- Student Paced – Student Navigation
- Teacher Paced

Learn more about each option by reading the description beneath the setting

Student Paced Quiz - What the Students See

Students can navigate to any question at anytime. Answer, skip, review or edit, it's their choice




Students select "Finish" to submit the entire activity to the teacher

previous

next



Students can navigate through the quiz one question at a time. Go forwards or backwards.

Student Paced Quiz - What You See

Click to see the results for that question.

Student names and their current progress

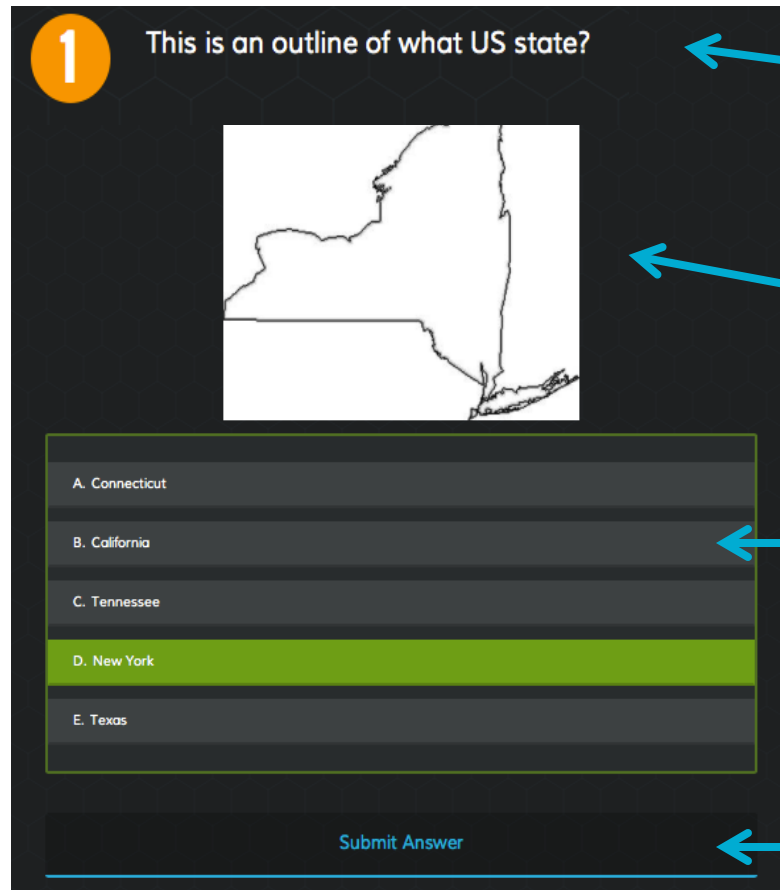
Class % scores

Select "Finish" to End the Activity and be prompted for your report

		Solar System Quiz - 9/22/13							FINISH
STUDENT		#1	#2	#3	#4	#5	#6	#7	
Obi W.	70%	True	C	B	ANSWERED	False	True	ANSWERED	
Nelson M.	80%	False	A	C	ANSWERED	True	False	ANSWERED	
Mike W.	100%	True	A	B	ANSWERED	True	True	ANSWERED	
Harry P.	50%	True		C		True	True	ANSWERED	
Ernest H.	60%	False	B	A	ANSWERED		False		
Chris M.	90%	True	A	C	ANSWERED	True	True	ANSWERED	
Salvadore D.	90%	True	B	D		False	True	ANSWERED	
Artemesia G.	100%	False	A	D	ANSWERED	True	False	ANSWERED	
Benjamin B.	70%	True			ANSWERED		True	ANSWERED	
Ron W.	80%	False	A	C	ANSWERED	True	False	ANSWERED	
Hermione G.	100%	True	C	D	ANSWERED	True	False	ANSWERED	
vincent v.	50%	True	A	C	ANSWERED	True	True		
Ludwig B.	60%	False	A		ANSWERED		False	ANSWERED	
Wolfgang M.	90%	True	A	C		True		ANSWERED	
Joe S.	90%	False		A	ANSWERED	False	True		
Helter S.	80%	True		C	ANSWERED	True	False	ANSWERED	
Joe S.	40%	False			ANSWERED		True	ANSWERED	
Albert E.	100%	True	A	A	ANSWERED	True	False	ANSWERED	
Class Totals		61%	77%	43%	0%	79%			

Results will constantly refresh as students navigate through the quiz!

Teacher Paced Quiz - What the Students see



Students will see the question with answer choices below.

(The image you uploaded when you created the quiz)

When a student selects an answer choice it will become light green

Students select "Submit Answer" to send it to the teacher. Students will then see "Waiting for Teacher"

Teacher Paced Quiz - What You See

Socrative
Room: aa46da64

FINISH

PREVIOUS

NEXT

1 This is an outline of what US state?

show explanation

3/3 students answered

How'd we do?

A	Connecticut	33%
B	California	0%
C	Tennessee	0%
D	New York	67%
E	Texas	0%

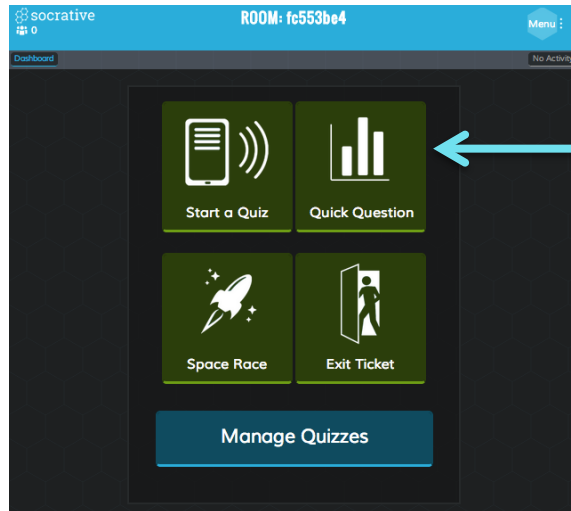
Select "Previous" or "Next" to send the class a different question

Show/hide your pre-written question explanation

Select "How'd we do?" to show/hide student data

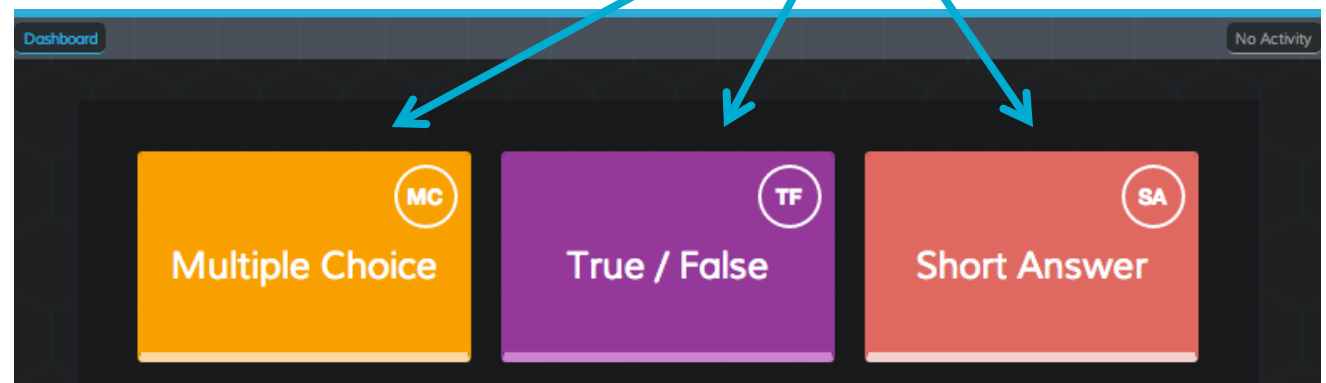
Correct answer will be labeled Green. Each answer will show % of students who selected that answer choice

Quick Question

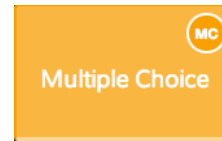


1. Select Quick Question from your Teacher Dashboard.

2. Select "Multiple Choice", "True False", or "Short Answer" to activate that question type for students



Quick Question - Multiple Choice



Teacher View

Instant Results

1/1 students answered

A	0%
B	100%
C	0%
D	0%
E	0%

ANOTHER QUESTION

Multiple Choice True False Short Answer

Student View

Select your Answer Choice
then select "Submit Answer"

A.

B.

C.

D.

E.

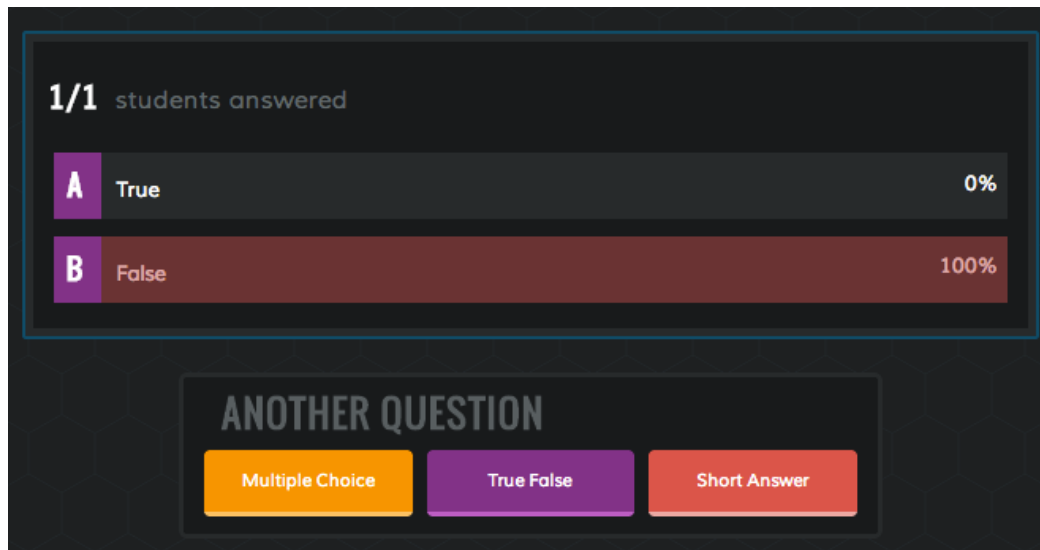
Submit Answer

Quick Question - True/False



Teacher View

Instant Results



1/1 students answered

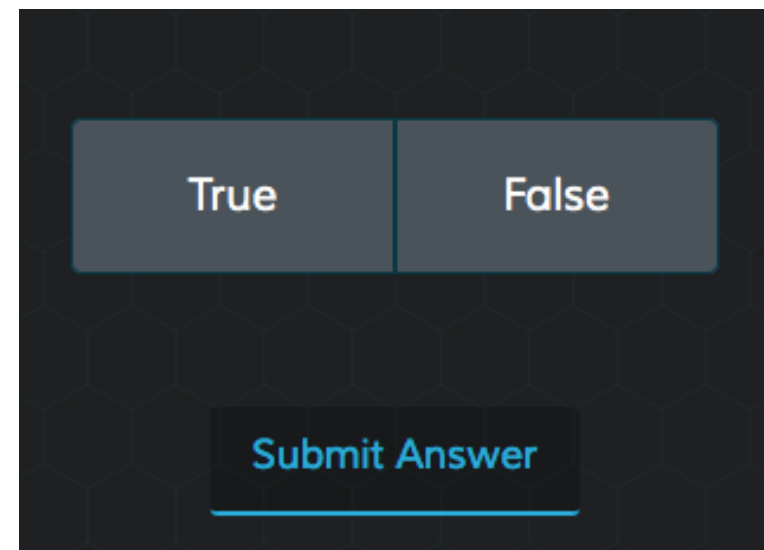
A	True	0%
B	False	100%

ANOTHER QUESTION

Multiple Choice True False Short Answer

Student View

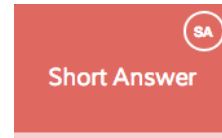
Select your Answer Choice
then select "Submit Answer"



True False

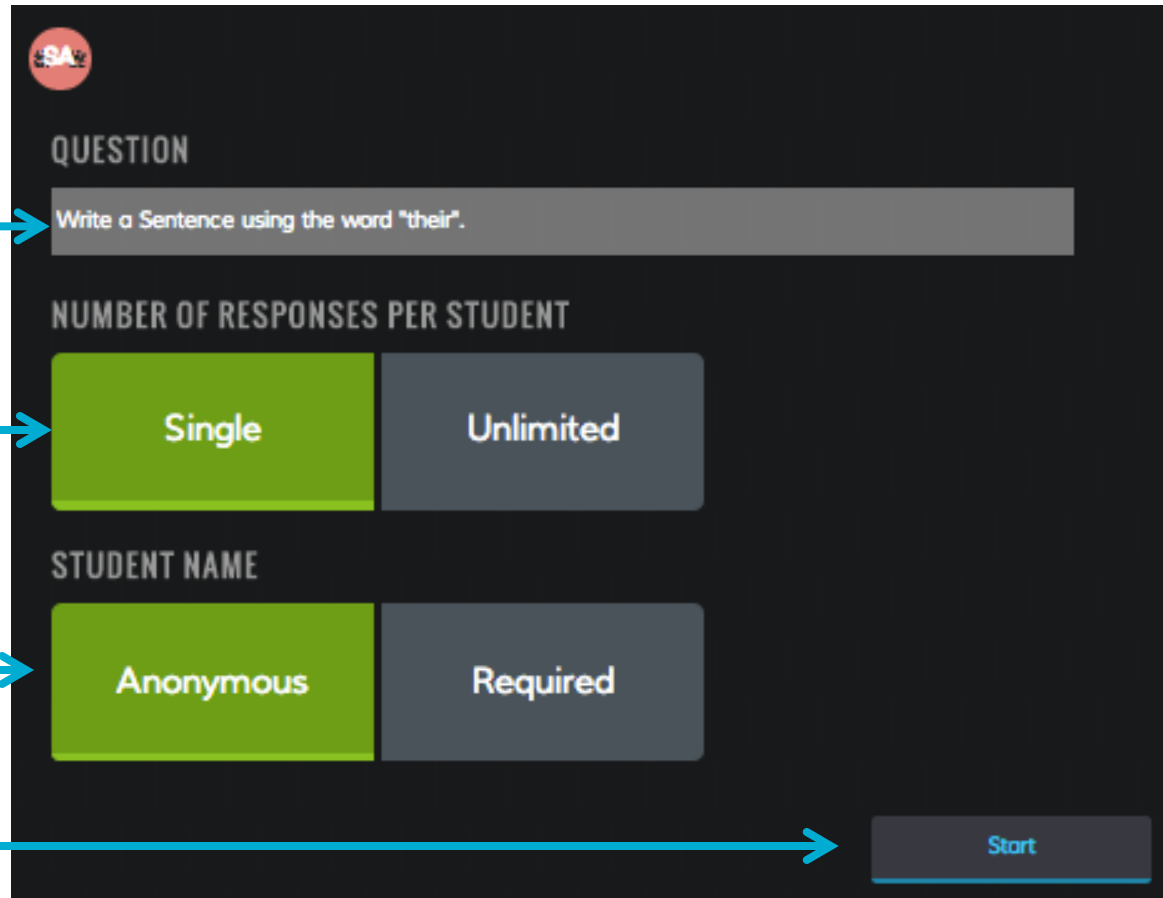
Submit Answer

Quick Question - Short Answer



Teacher View Short Answer Set-up

(Optional - Type a Question to be displayed for you and students)

The screenshot shows the 'Short Answer Set-up' interface. At the top left is a red circular icon with 'SA'. Below it is a 'QUESTION' section with a text input field containing 'Write a Sentence using the word "their".'. Below that is the 'NUMBER OF RESPONSES PER STUDENT' section with two buttons: 'Single' (highlighted in green) and 'Unlimited' (grey). Below that is the 'STUDENT NAME' section with two buttons: 'Anonymous' (highlighted in green) and 'Required' (grey). At the bottom right is a 'Start' button (grey).


Select how many responses students can enter



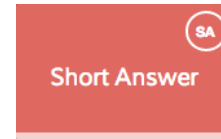
Select if you want to require students to submit their name



Select "Start"



Quick Question - Short Answer



Teacher View

Instant Results

Write a sentence using the word "their".

5 answers

Show Names Start Vote

Where are their pants?	remove
Kevin and Mike have their own cars.	remove
Callie moved the cheese from here to their.	remove
I found their turtle in the garage.	remove
The family really likes their home	remove

See Student Answers

Show/hide Student Names

Have students vote on the responses

Permanently Remove a Student Answer

Student View

Type in your Answer then select "Submit Answer"


Write a sentence using the word "their".

Justin Bieber and his crew have their own

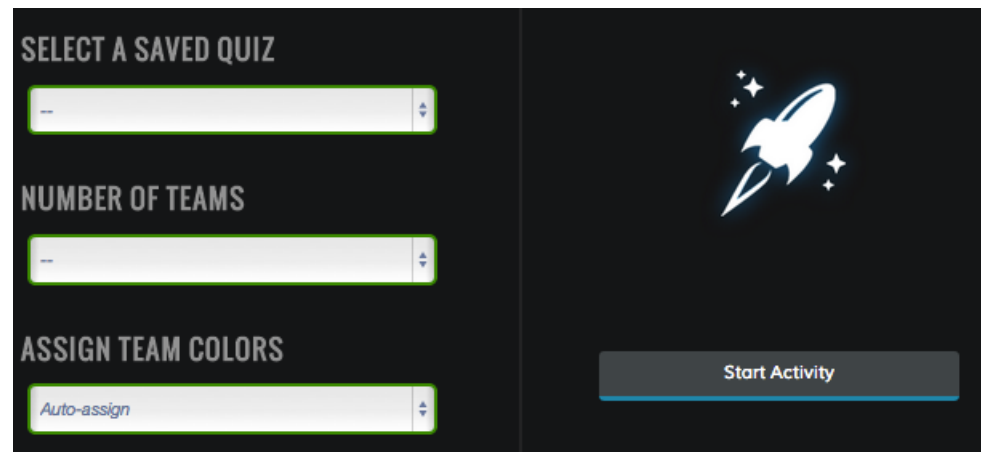
Submit Answer

Space Race

1. From your dashboard, select "Space Race"



2. Choose a Quiz, Number of Teams, Assign Team Colors and then "Start Activity".



3. Watch the Rockets race as students work in teams to answer questions!

Exit Ticket

1. Select "Exit Ticket" from your Teacher Dashboard
2. Students will be sent the pre-set 3 question formative assessment

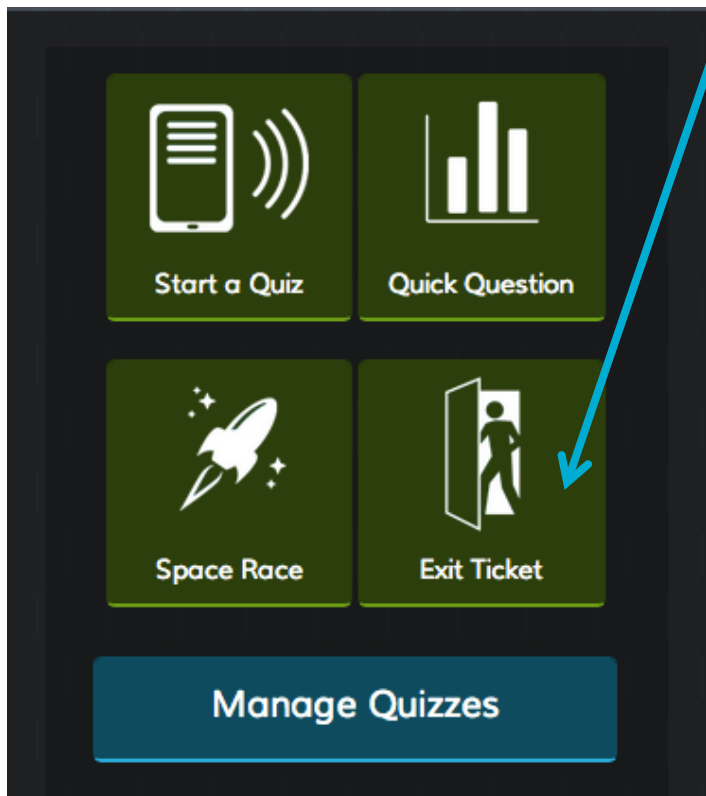
Enter Last Name, First Name (pop-up box)

1. How well did you understand today's material?
 - A. Totally got it.
 - B. Pretty well.
 - C. Not very well.
 - D. Not at all.

2. What did you learn in today's class?
 (Opportunity for students to put in their own words the main takeaways from class. Your opportunity to make sure they recognized all your learning objectives.)

3. Please answer the teacher's question.
 (Opportunity for you to ask any question that's relevant in the moment)

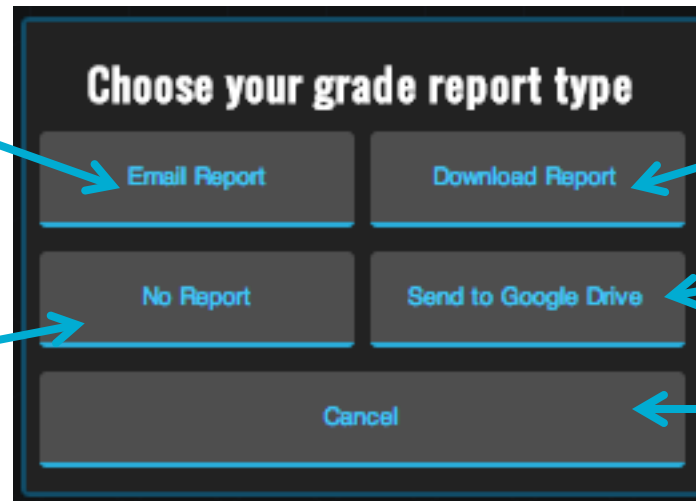
3. You'll be prompted about a report after the activity is completed



Reports

Send the report to your e-mail

Select "No Report" now and the report will be saved in "My Reports" for later



Instantly download the report

Send to your Google Drive (if you're signed in with Google)

Return to the activity

Sample Report

Imaginary Numbers								
Monday, September 30 14:22 PM								
Room: socrative14 (benny@socrative.com)								
Student Names	Total Score (0-100)	Number of correct answers	Simplify: $(1 + i)(2 - 3i)$	Simplify: i^{59}	What is the area of a rectangular room with a length of $5 - 3i$ and a width of $2i$?	Simplify: $8/2 + 2i$	What would you like more help with?	
Hansot, Tyler	50	2	2 - i	(-i)	10 + i	4 + 2i	nothing	
Washington, Callie	25	1	2 - i	-1	10 + i	4 + 2i	multiplying	
Tyne, Jennifer	75	3	5 - i	(-i)	10 + i	4 + 2i	big numbers	
Blanco, Jose	100	4	5 - i	(-i)	6 + 10i	4 + 2i	I'm all good	
Doucette, William	50	2	2 + i	(-i)	6 + 10i	10i	simplifying	
Merkes, Samantha	100	4	5 - i	(-i)	6 + 10i	4 + 2i	adding i numbers	
Jones, Mia	75	3	2 - i	(-i)	6 + 10i	4 + 2i	word problems	
Ortiz, Alex	75	3	5 - i	(-i)	5 - 6i ²	4 + 2i	multiplication	
Class Scoring	69%	2.75	50%	88%	50%	88%	0%	



Do you have feedback or questions? We want to hear!

contact karen@socrative.com